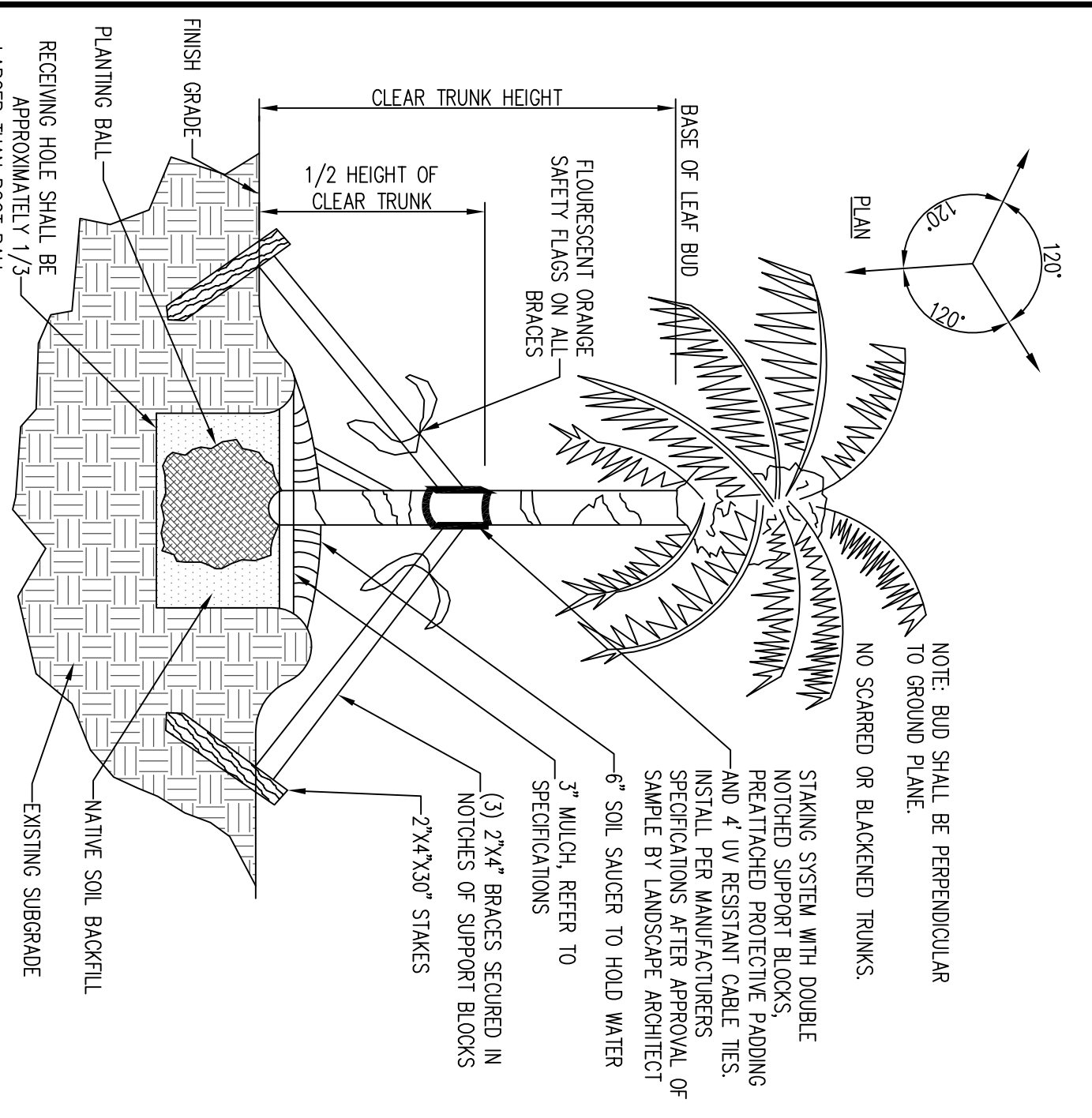


**PLANT LEGEND:**

KEY	QUANTITY	NAME	REMARKS	SPACING
MG	48	MAGNOLIA – MAGNOLIA GRANDIFLORA 'D' BLANCHARD'	2" CAL., 100 GAL.	AS SHOWN
IA	50	EAST PALATKA HOLLY – ILEX X ATTENUATA	2" CAL., 30 GAL.	AS SHOWN
QV	408	LIVE OAK – QUERCUS VIRGINIANA	4" CAL., B&B	AS SHOWN
CE	1	BAMBOO PALM – CHAMEDOREA MICROSPADIX	3 GAL.	AS SHOWN
LL	182	WAXLEAF LIGUSTRUM – LIGUSTRUM LUCIDUM	15 GAL.	AS SHOWN
PA	7	JERUSALEM THORN – PARKINSONIA ACULEATA	30 GAL.	AS SHOWN
PC	6	CANARY ISLAND DATE PALM – PHOENIX CANARIENSIS	14-16' C.T., B&B	AS SHOWN
AE	7	MULF SUGAR PALM – ARENGA ENGLERI	30 GAL.	AS SHOWN
BC	6	DUJIE PALM – SYCARUS ROMANZOFFIANA/BUJA CAPITATA	30 GAL.	AS SHOWN
PD	13	MEDJOL PALM – PHOENIX DACTYLEFERA 'MEDJOL'	16-18' C.T., B&B	AS SHOWN
RH	13	NEEDLE PALM – RHAPIDOPHYLLUM HYSTRIX	30 GAL.	AS SHOWN
SR	1	QUEEN PALM – SYCARUS ROMANZOFFIANA	16-18' C.T., B&B	AS SHOWN
LD	28	RIBBON PALM – LIVISTONA DECIPENS	10-12' C.T.	AS SHOWN
SP	530	SABAL PALM – SABAL PALMETTO	10-26' C.T.	AS SHOWN
SAA	41	SEASHORE PALM – ALLAGOPTERA ARENARIA	15 GAL.	AS SHOWN
SRS	105	SAW PALMETTO (SILVER) – SERENOA REPENS 'SILVER'	15 GAL.	AS SHOWN
PS	6	INDIAN DATE PALM – PHOENIX SYLVESTER	8-10' C.T.	AS SHOWN
WR	28	WASHINGTONIA PALM – WASHINGTONIA ROBUSTA	10'-16' C.T.	AS SHOWN
AV	232	WHITE AFRICAN IRIS – DIETES VEGETATA	1 GAL.	AS SHOWN
AA	76	LILY OF THE NILE – AGAPANTHUS AFRICANUS	3 GAL.	AS SHOWN
DT	927	BLUEBERRY FLAX – DANIELLA TASMANICA	1 GAL.	AS SHOWN
IC	90	BURFORDI HOLLY – ILEX CORNUJA 'BURFORDI'	3 GAL.	AS SHOWN
CH	205	EUROPEAN FAN PALM – CHAMAEROPS HUMULIS	30 GAL.	AS SHOWN
HRS	15	RED HIBISCUS – HIBISCUS ROSA SINENSIS	3 GAL.	AS SHOWN
CF	63	HOLLY FERN – CYRTOMIUM FALCATUM	1 GAL.	AS SHOWN
LI	2,746	INDIAN HAWTHORNE – RHAPHILOPIS INDICA	3 GAL.	AS SHOWN
LM	2,515	LIRIOPE – LIRIOPE MUSCARI 'EMERALD GODDESS'	1 GAL.	AS SHOWN
NO	777	WHITE & CALYPSO OLEANDER–NERIUM OLEANDER	7 GAL.	AS SHOWN
PB	145	CUTLEAF PHILLODENDRON–PHILODENDRON BIPINNATIFOLIUM	7 GAL.	AS SHOWN
PTV	168	VARIEGATED PITTOSPORUM – PITTOSPORUM TOBIRA 'VARIEGATA'	3 GAL.	AS SHOWN
VS	16	VARIEGATED GINGER – ALPINA ZERUMBERT 'VARIEGATA'	3 GAL.	AS SHOWN
SN	842	SAUNDANKWA VIRBURNUM – VIRBURNUM SUSPENSUM	3 GAL.	AS SHOWN
SO	12	WHITE BIRD OF PARADISE–STRELTIZIA NICOLAI	30 GAL.	AS SHOWN
LC	77	TRI COLOR GINGER – STROMANTHE SANQUINEA	3 GAL.	AS SHOWN
SB	17	CHINESE FAN PALM – LIVASTONA CHINENSIS	15 GAL.	AS SHOWN
CS	104	CORD GRASS – SPARTINA BAKERI	3 GAL.	AS SHOWN
CS	111	PAMPAS GRASS – CORTADERIA SELLOANA	15 GAL.	AS SHOWN
RK	40	KNOCKOUT ROSE – ROSA 'KNOCKOUT'	3 GAL.	AS SHOWN
SOD		ST. AUGUSTINE 'FLORATAM' (APPROXIMATELY 23 PALLETS)	FRESH CUT	AS SHOWN
		ARGENTINE BAHIA (APPROXIMATELY 1,176 PALLETS)	FRESH CUT (609,720 SF, 14.00 AC)	AS SHOWN
		CYPRESS MULCH	GRADE A	AS SHOWN

**IRRIGATION NOTE:**  
IRRIGATION SHALL BE PROVIDED WITH HOSE BIBS.

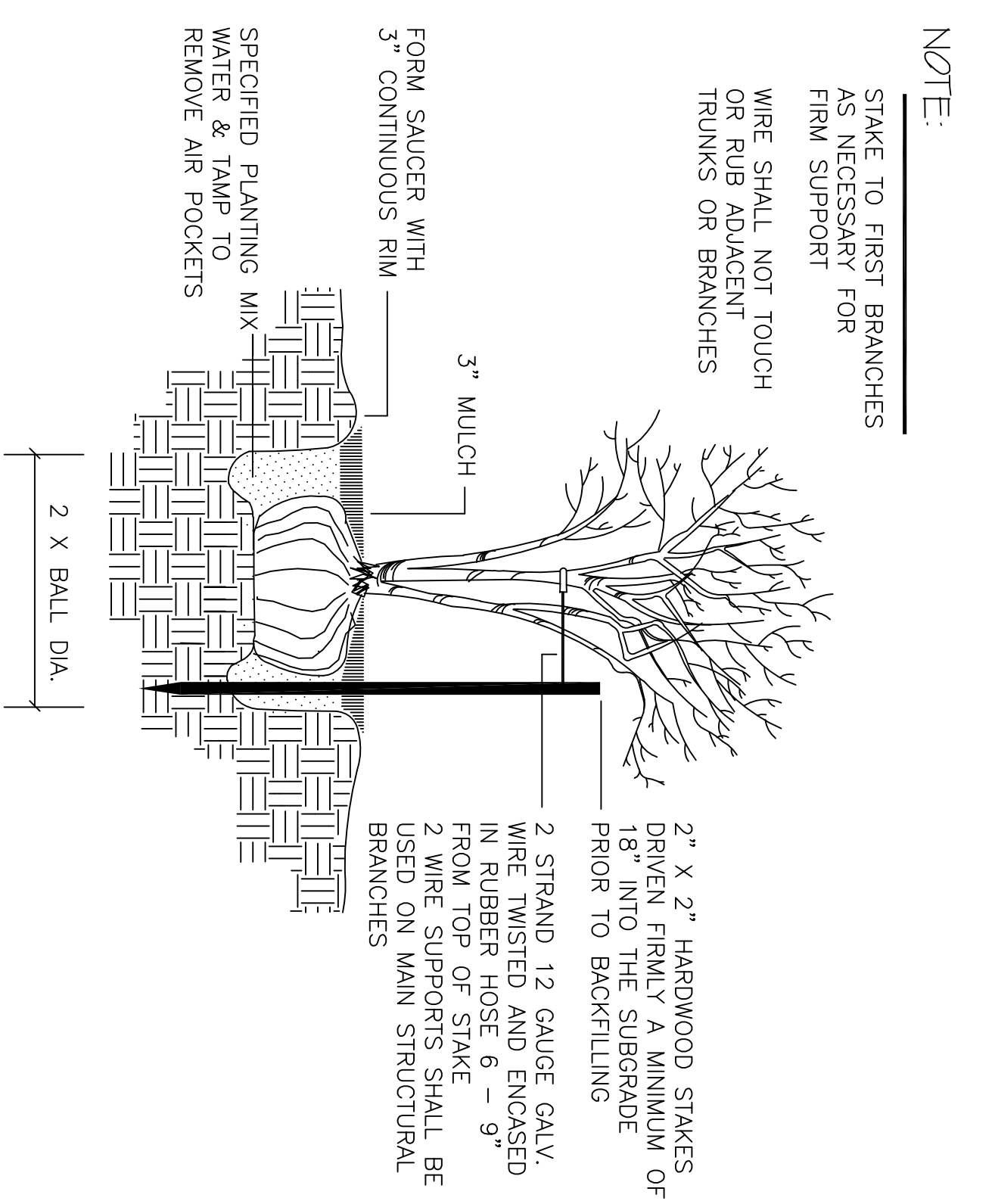


**PALM PLANTING/STAKING DETAIL**

SCALE: NOT TO SCALE

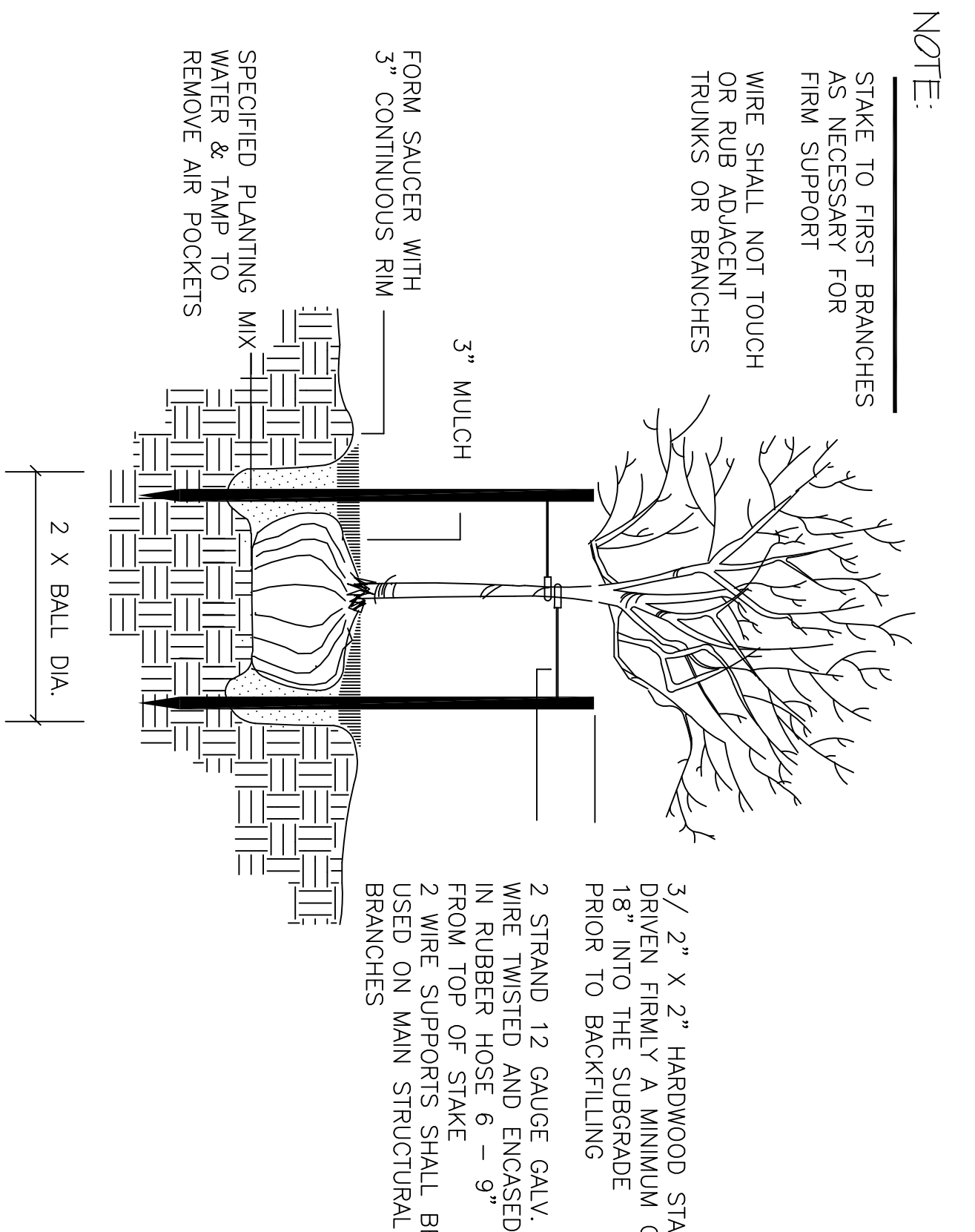
**LANDSCAPE CALCULATIONS**

PROPERTY LINE	STREET FRONTAGE	REQUIRED AREA	TREES PROVIDED	SHRUBS PROVIDED
<b>SOUTH PROPERTY LINE</b>	72 LF	72 LF x 10 FT = 720 SF	2 TREES	54 LF
<b>NORTH PROPERTY LINE</b>	338 LF	338 LF x 10 FT = 3,380 SF	7 TREES	254 LF
<b>EAST PROPERTY LINE</b>	56 TREES	10,080 SF	10,080 SF	10,080 SF
<b>ADJACENT PROPERTY UNCOMPLEMENTARY LAND USE FRONTAGE:</b>	2,018 LF	2,018 LF x 5 FT = 10,090 SF	41 TREES	2,153 SHRUBS
<b>CHURCH PARCEL ADJACENT PROPERTY FRONTAGE:</b>	1,033 LF	1,033 LF x 5 FT = 5,165 SF	21 TREES	2,153 SHRUBS
<b>INTERIOR VJA:</b>	538,024 SF	538,024 SF	538,024 SF	538,024 SF



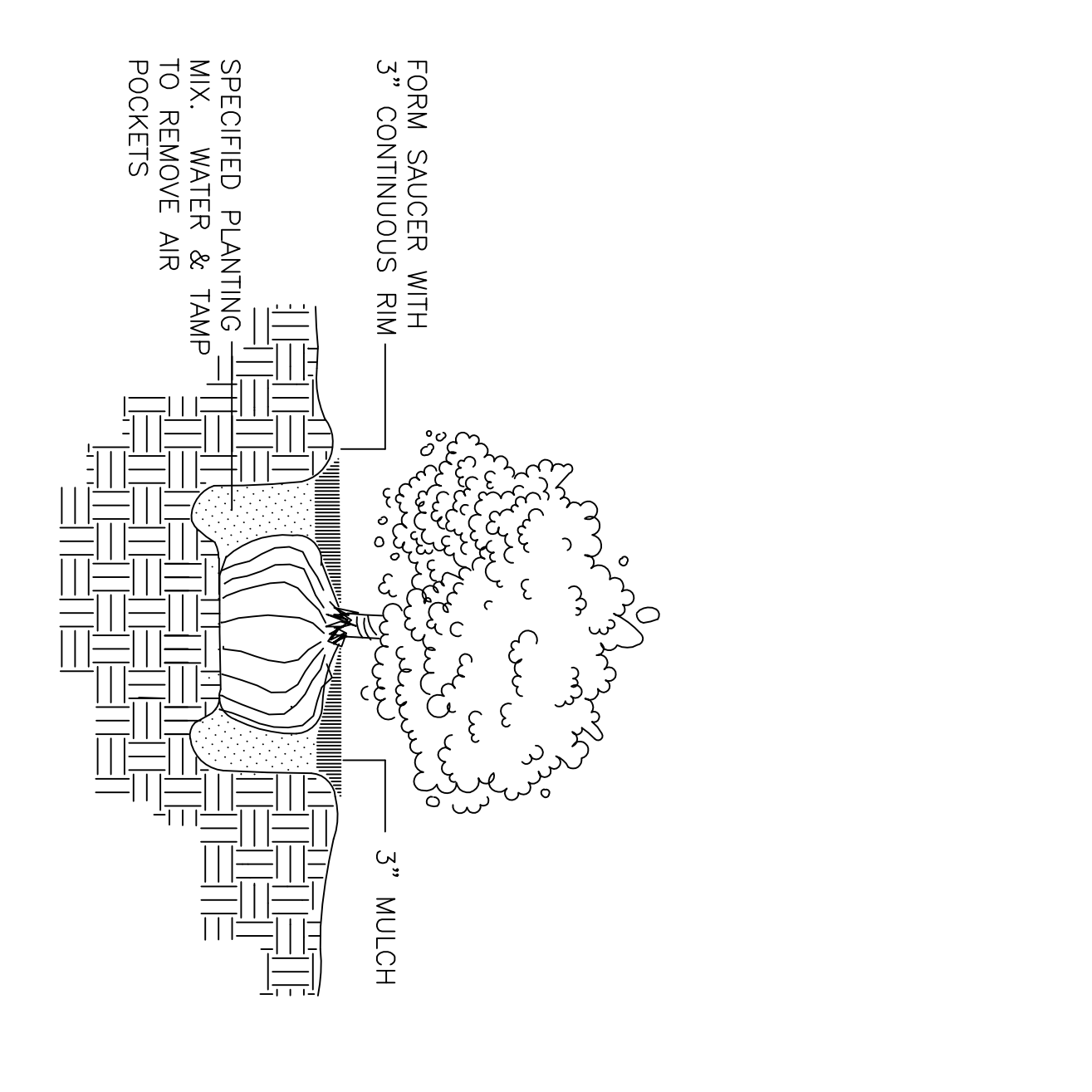
**MULTI-TRUNK TREE STAKING**

SCALE: NOT TO SCALE



**SINGLE-TRUNK TREE STAKING**

SCALE: NOT TO SCALE



**SHRUB PLANTING**

SCALE: NOT TO SCALE

**PLANTING NOTES:**

- The landscape contractor is responsible for verifying the project site and all of the quantities indicated on these plans before bidding this job.
- Plant materials should be Florida Grade #1 or better that has been nursery grown. Refer to Florida Grades and Standards Handbook.
- All plants shall be in good health, vigorous, evenly branched and thickly foliated when in leaf. All plants shall be free of disease, insects (including eggs and larvae), as well as a healthy developed root system. They should also be free of physical damage or adverse conditions that would prevent thriving growth.
- All plants will be container grown or B&B indicated in the plant list.
- Plants shall conform to the specifications on the plant list.
- There will be no substitute of plant materials unless authorized by the landscape designer in writing. If proof is submitted that any plant specified is not obtainable, a proposal will be considered for use of the nearest equivalent size or variety with the corresponding adjustment of contract price.
- Plant material location and bed outlines shall be staked or flagged on site by the contractor and shall be adjusted if required to fit actual on-site conditions on site and approved by the owner or owners representative.
- All proposed tree planting locations shall be staked or flagged before installation by the landscape designer and approved by the owner or owners representative.
- The contractor shall excavate plant pits, according to the drawings, unless otherwise directed.
- All container grown rootballs shall be carefully secured before setting in plant pits.
- All backfill around plant materials shall be worked firmly, tamped and watered in under and around the rootball to fill all voids.
- Landscape designer shall have final responsibility for proper surface drainage of planted areas. Any discrepancy in the drawings, obstruction on the site, or prior to work done by any other party, which the contractor feels precludes establishing proper drainage shall be brought to the attention of the landscape designer for correction or relief of said responsibility.
- Planting beds shall be cut or edged to form a uniform clean line between beds and lawn areas.
- After all plant material in a bed area has been installed and approved, the areas between plants shall be raked to an even grade to conform to preexisting finish grades. All planting beds and plant saucers shall then be uniformly covered with a minimum three inch layer of #2 grade or better natural grasses medium.
- All planting bed areas with acceptable topsoil shall be top dressed with 50% organic 6-5-6 commercial fertilizer at a rate of nine pounds per 1000 square feet and tilled to a minimum depth of three inches.
- Plant material backfill mixture shall thoroughly mixed in the following proportions:  
50% existing clean topsoil  
1/3 peat, 1/3 topsoil, 1/3 composted cow manure
- The landscape designer is responsible for all fine grading preparation for planting.
- Rough grades will be established by the owners general contractor at approximately 3 inches below curbs, sidewalks, hardscape ornaments, mowing strips and driveways.
- Contractor shall coordinate construction of planting areas with installation of irrigation system or hose bibs, whichever is specified.
- Where seeding may be required on the plans, germination rate shall be the maximum percentage required for the variety specified at the rate of application specified.
- Sod areas shall be specified sod. Grass for sodding shall be freshly cut in squares one foot wide by two feet long. Sod shall be healthy, free of insect, in naturally flourishing conditions. Dry, brown, and unrefresh sod will be rejected.
- Sod shall be laid end-to-end and side-to-side in a staggered line to form a uniform layer. All uneven edges shall be squarely trimmed to allow close and firm fitting of each piece.
- After sodding is completed the entire sod areas shall be watered by hand or irrigation system each day for 10 weeks. Sod areas shall be top dressed with a commercial fertilizer at a rate of one pound per 1000 square feet of area in an evenly spread state pattern.
- The landscape contractor is responsible for fully maintaining all plant material on site during and before planting, until the work is accepted by the landscape designer and/or owner.
- All plants shall be guaranteed by the landscape contractor to be healthy plants and in flourishing condition for ninety (90) days from final inspection and acceptance. All trees shall be guaranteed on additional one-year from final inspection and acceptance.
- The landscape designer, owner, or owners representative shall have the right to reject any and all work when the landscape designer does not meet with the requirements of the specifications at any stage of the project operation.
- In general, the work shall proceed as rapidly as the site becomes available. Keep all areas of work clean, neat, and orderly at all times.
- There will be special care to all existing trees to be retained on site to avoid construction damage.

**CABANA SOUTH BEACH AT KENDALL TOWN**  
SOUTHEAST CORNER OF MILL CREEK ROAD AND LONE STAR ROAD – JACKSONVILLE, FL  
PREPARED FOR: THE FORT GROUP  
**LANDSCAPE NOTES AND DETAILS**

Landscape Design by  
**James T. Menge**  
990 Hagler Drive  
Neptune Beach, Florida 32266  
(904) 241-4985  
Cell: (904) 962-2548  
email: mengine@bellsouth.net

NO.	REVISIONS	BY	DATE
1	REVISED	JTM	05-30-08

JOB NO.:	01-16-08
DATE:	01-16-08
DRAWN BY:	WES
CHECKED BY:	JTM
APPROVED BY:	JTM
SCALE:	N/A